



HPS III-MHR100 radial version

Technical data

Version 04/2023

HPS III-MHR100 radial version

Single nozzle and system nozzle

Dimensions and tip versions

Version	System nozzle	Single nozzle					
Machine radius (Dim. R)	--	0	15	15.5	40	1/2" (13.2)	3/4" (19.5)
Dim. T	--	0	2	2	0.8	2	1.8
Locating ring	--	Item number 50456... Diameter .100 / .110 / .125 / .160 / .175					

Number of tips ⁽¹⁾	2, 4, 8		
Nozzle length (Dim. G) ⁽²⁾	105	114	144
Height of nozzle holder for system nozzle (Dim. N)	15	15 - 24	15 - 54

Tip versions	90°	60°
Pitch diameter (Dim. Y)	58	58
Dim. X	60	63
Recommended gate diameters	0.5 - 1.2	0.8 - 1.0

(1) Other number of tips available on request

(2) Other nozzle lengths available on request

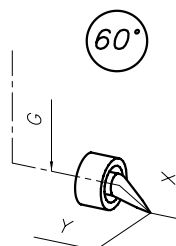
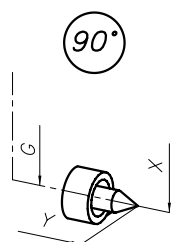
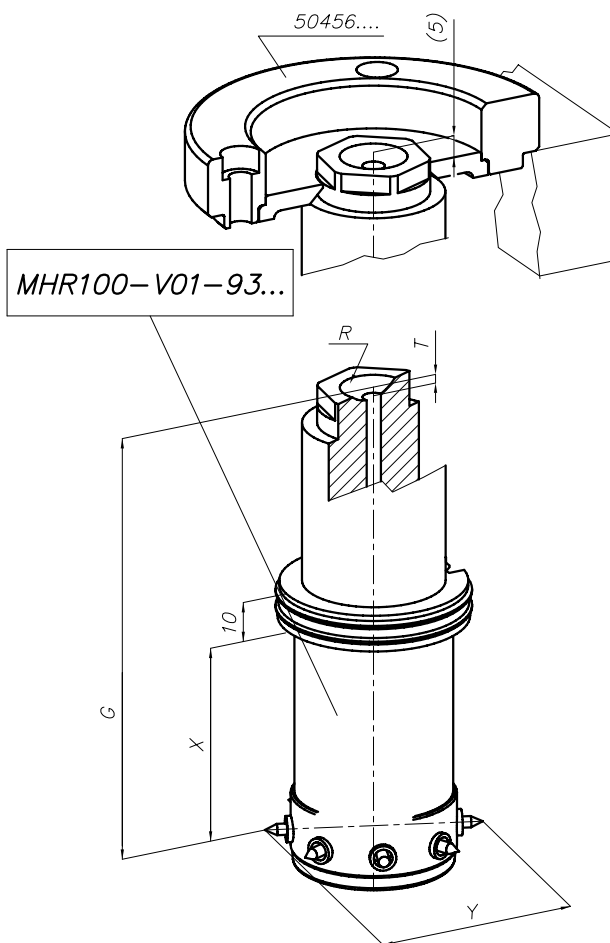
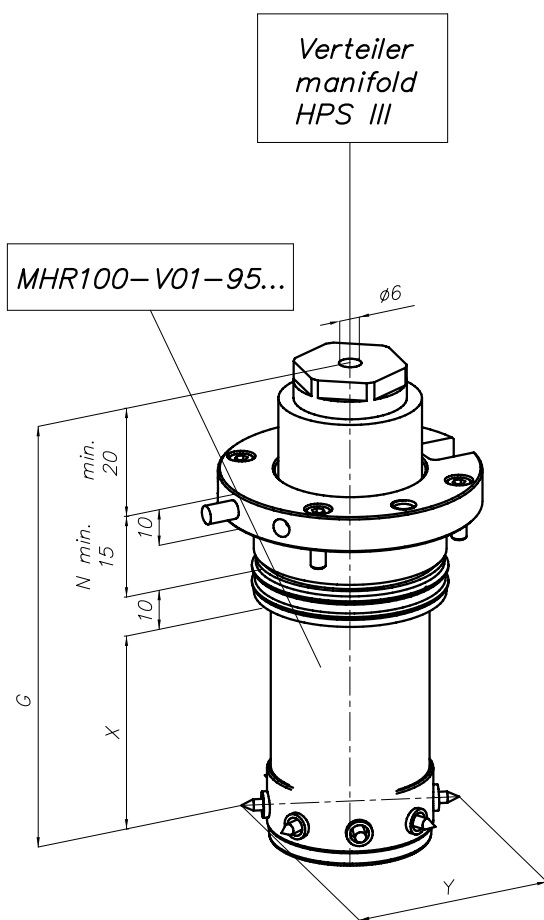
Item numbers:

System nozzle: **MHR100-V01-95...**

Single nozzle: **MHR100-V01-93...**

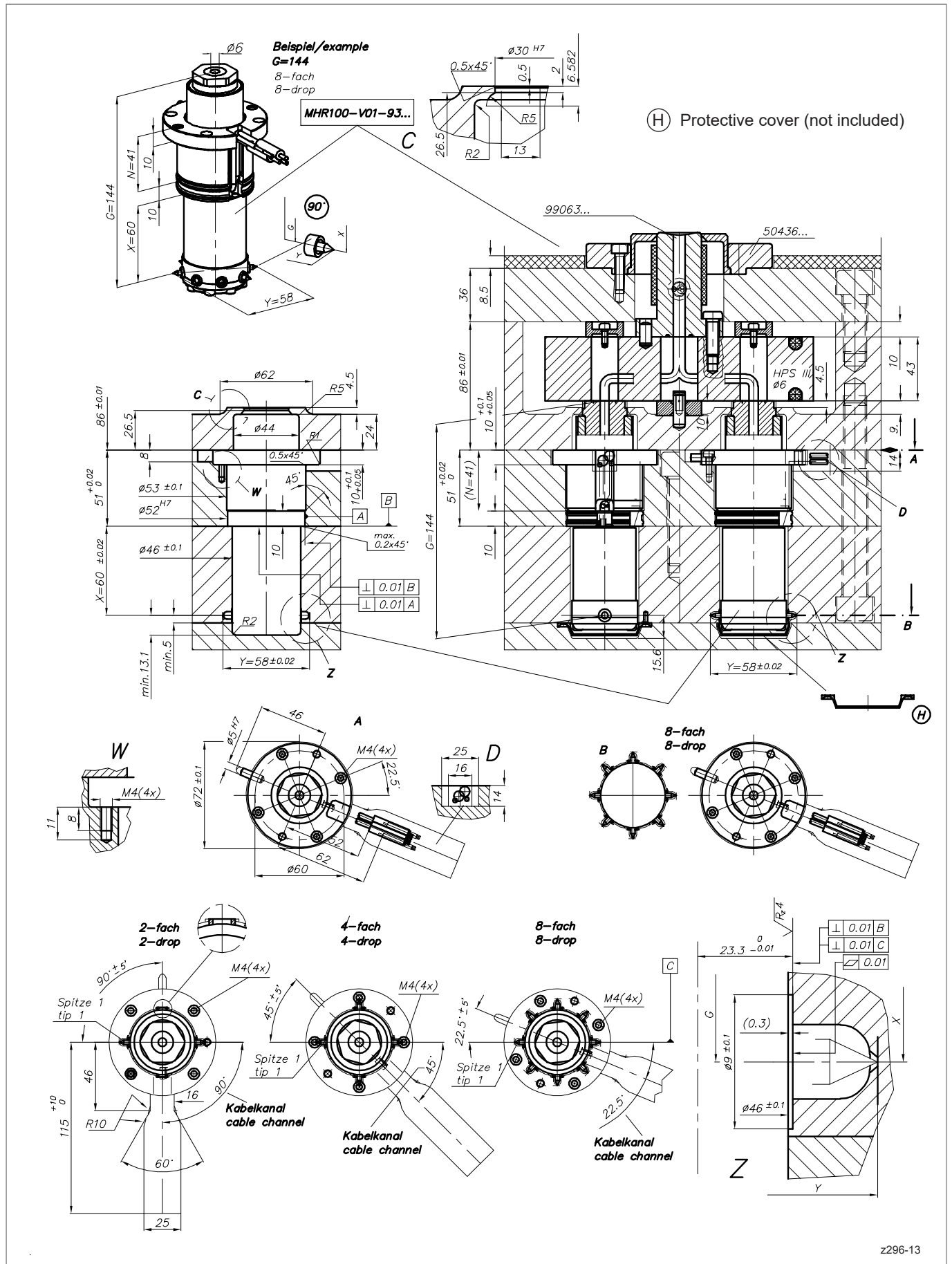
Each nozzle will be configured individually to suit your application requirements. Please contact us!

ATTENTION!
The injection unit contact pressure
must not exceed 30 KN



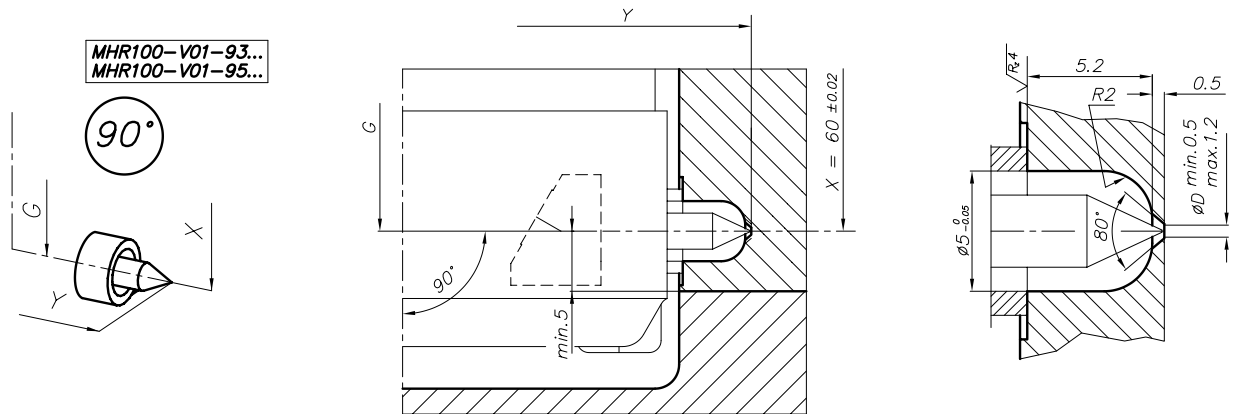
HPS III-MHR100 radial version

Assembly example for system nozzle

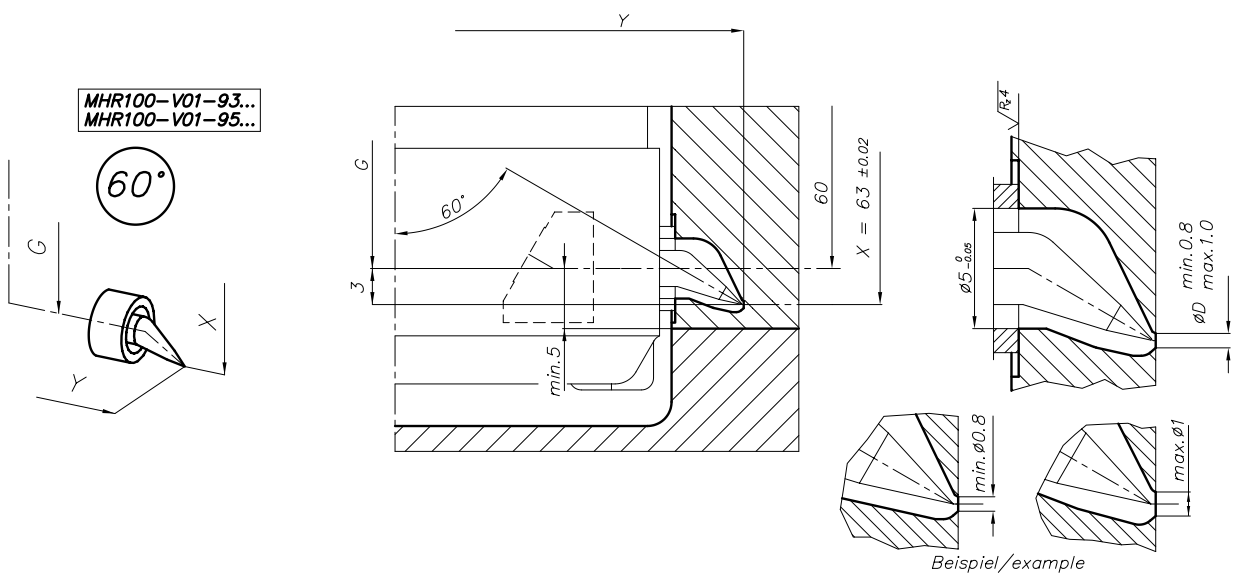


HPS III-MHR100 radial version

Details of gating geometries



z296-18



Enlarging $\varnothing D$ results in a different gate contour

z296-19

EWIKON Heißkanalsysteme GmbH
Siegener Straße 35 • 35066 Frankenberg / Germany
Tel: +49 6451 501-0 • E-Mail: info@ewikon.com
www.ewikon.com

Technical information subject to alteration | EWIKON 04/2023 EN

